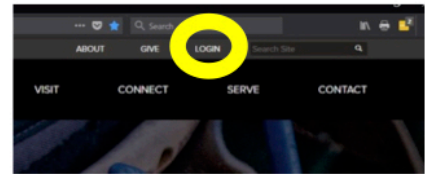
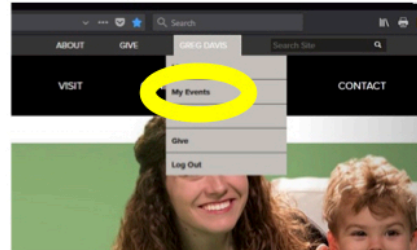


1. Log in to your Southeast Christian Church account at [www.southeastchristian.org/login](http://www.southeastchristian.org/login)



2. After logging in, click on your name and select "My Events"



3. A link to the medication form is directly above your registration list in a blue box.

### My Events

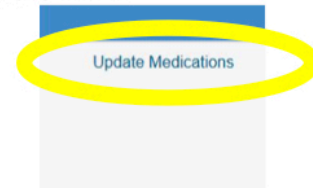
 **Medication Information**

If you need to provide medication information (over the counter, prescriptions, and life saving devices) for your student or an attendee of an overnight event you can do so by clicking the following "Update Medication Information" button:

[Update Medication Information](#)

All Events

4. Each of your students attending a camp will be listed on a grid. Click on the link in the far-right column to start filling out the form.



5. Follow the instructions on the screen to enter the information. An example of the form is below. Click on Save when you are finished.

Medications

Medication

Instructions

Schedule

Save

Cancel